

PROGRAMMA 2000

BOCCHETTE
Bocchette in acciaio inox AISI 316L.

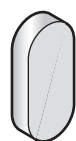
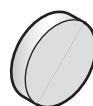
ESCUTCHEONS
Escutcheons in stainless steel, AISI 316L.

ENTRÉES
Les entrées sont en acier inox AISI 316L.

SCHLÜSSELROSETTEN
Schlüsselrosetten aus Edelstahl rostfrei 1.4404.

BOCALLAVES
Los bocallaves son de acero inox AISI 316L.

SLEUTELENTREES
Sleutelentrees in roestvast staal AISI 316L.


ART. 28BL

ART. 28TBL

ART. 28BL/04

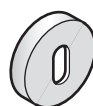
ART. 28TBL/04

ART. 28Y

ART. 28TY

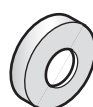
ART. 28Y/04

ART. 28TY/04

ART. 28P

ART. 28TP

ART. 28P/04

ART. 28TP/04

ART. 28C

ART. 28TC

ART. 28C/04

ART. 28TC/04

ART. 28U

ART. 28TU

ART. 28U/04

ART. 28TU/04


BOCCHETTE FS DIN 18 273
Bocchette in acciaio inox AISI 316L.

ESCUTCHEONS FS DIN 18 273
Escutcheons in stainless steel, AISI 316L.

ENTREES CLES FS DIN 18 273
Entrées en acier inox AISI 316L.

ROSETTEN FS DIN 18 273
Schlüsselrosetten aus Edelstahl rostfrei 1.4404.

BOCALLAVES FS DIN 18 273
Bocallaves de acero inox AISI 316L.

SLEUTELENTREES VOLGENS DIN 18 273
Sleutelentrees in roestvast staal AISI 316L. norm DIN 18 273.


ART. 28Y/FS

ART. 28TY/FS
